


# BOWTIE 101

FEBRUARY 2024, VOLUME 14

**Chevy trivia**  
Which year sold the most Camaros;  
1969, 1979 or 1989?  
*Answer on page 10*

## Central Coast Region Christmas Dinner – The Swiss, Santa Maria (December 2)

Hi everyone, well here are the club members who went out on the town last night. We had a great time with food, wine and conversation. Food was good and there was enough to even bring some home. Thanks go to Richard Miller for arranging this holiday celebration. I hope that there will be more club members showing up at some of the future club events. Well, take care and have a happy holiday season and a happy new year. Enjoy the ride, Sal Orlando.





## Holiday Toy Drive – Orcutt Fire Department (December 3)

Our Central Coast Region VCCA sponsored the 3rd year of The Toys for Tots drive, which was started by Richard Miller, Jim Perry and Teddy Broussard where donations of new-unwrapped toys were received from car enthusiasts at Orcutt Donuts and members of our club. Following Orcutt Donuts the generous number of toys were delivered to Orcutt Fire Station No. 26 in Jim's '65 El Camino. Many thanks to all who donated.



## 62nd Old Town Orcutt Christmas Parade (December 9)

Our club gathered at Steve Cochran's with 6 cars and one school bus. We then got in formations as one of 65 groups participating that ranged from floats, marching bands, community businesses, youth and law enforcement organizations. This event attracts hundreds of people in the historic town for parade watch. Orcutt did a great job of setting up and managing the crowds and safety of those who participated on this day of fun.





## New Years Day Garage Tour 2024 – Pismo Beach (January 1)

Club member Ron Bartow acted as MC and revealed the tour specifics to the crowd of one hundred+ @ 9:00AM at Golden Donuts as usual. The good news as announced was there were to be 5 stops and 6 garages this year. The bad news was that the taco truck would be a no show at the last stop but promises to come next year. Oh well. Luckily, the bad weather we've been experiencing disappeared leaving us with sun, warmth and blue skies.



### Stop 1 - Bob Kruse's Garage (SLO)

On display at Bob oversized garage were Classic GM's, Mopars and motorcycles. Thanks for letting everyone visit.



**Chevy trivia:**  
What was the first year and model to sport the SS badge?  
*Answer on page 18.*










## Stop 2 – Southpaw Signs (Oceano)

Sean of Southpaw Signs is responsible for most of the artistic signs found throughout the Central Coast. Onsite is a group of designers, fabricators, pinstripe artists, neon sign builders. This company's skill sets is to be commended.





### Step 3 – Classic Auto Works (Oceano)


Curt Kiser who is an ASE certified “Master Technician” specializes in classic car repair and custom modifications.





## Stop 4 – Rugged Radio (Arroyo Grande)

Greg Cottrell opened his doors again this year for us so we could view his cool F100, large collection of motorcycles and ever-changing performance vehicles. In addition to precision fabrication skills there his wife also has a large crafts studio plus there is a tiki trailer/lounge and a coming soon taco restaurant on the same property.





## Stop 5 – 544 Corvair Drive (Arroyo Grande)

VCCA club member Jim Pennell opened his garages on a rural estate for us to observe his '63 Van & Tempest, plus other cars that comprise Central Coast Corsa. Check out the nearly completed '69 Monza he's currently restoring.





## Stop 6 – Jim Allen’s Garage (Nipomo)


Jim has a collection of rare Alfa Romeos, plus an impressive toy collection of everything fire truck.





## 1969 CHEVROLET CAMARO ZL1

Number 59 of the 69 COPO 9560 high-performance 1969 Camaros built. Finished in Hugger Orange with black interior, this COPO 9560 high-performance Camaro is powered by an all-aluminum 427ci engine with 12.0 compression and open-chamber cylinder heads. It is the only ZL1 ordered with an NC8 chambered exhaust. Extremely rare in a COPO, it features 9560 M22 Rock Crusher 4-speed manual transmission. It's also equipped with transistor ignition, special suspension, heavy-duty radiator, special ducted hood, heavy-duty 4.10 posi-traction rear axle, power disc brakes, white-letter tires, AM radio and code-Z21 style trim group. Featured in multiple publications, this Camaro ZL1 is recognized as an outstanding example that comes with a copy of the original Window Sticker and complete owner history. This car (Lot #1409) recently sold at Barrett Jackson for \$1,094,500.



**Chevy trivia answer**  
*Camaro sales figures are:*  
1969 - 243,085  
1979 - 282,571  
1989 - 110,739

**Chevy trivia**  
When ordering, what does a "9C1" code mean?  
*Answer on page 15.*



1979



1989



## Monthly Meeting – Arroyo Grande Chevrolet (January 6)

13 of our club members assembled at the Village Café for breakfast before heading over to the dealership. They do a great job of promptly serving delicious food and keeping your coffee mug filled. The main take aways from the monthly meeting; we would begin developing plans to hold an All Cal on the Central Coast; presumably in Santa Maria. Teddy Broussard agreed to be the Chairman and in support will be Steve Cochran, Richard Miller, Vince Petrie, Jim Pennell, Sal Orlando, Anthony Palazzo and myself. Eileen Cochran was able to collect 2024 CCR dues from many of the members so we're off to a good start for the year. As a reminder, national dues are required. John Joyce happened to see our cars turning into AG Chevy and out of curiosity followed us in. He was invited to join us for the meeting and signed up on the spot to be a member. What a fortunate opportunity for our club! Steve MacDonald



## US Royal's Giant Ferris Wheel Ride At The New York World Fair

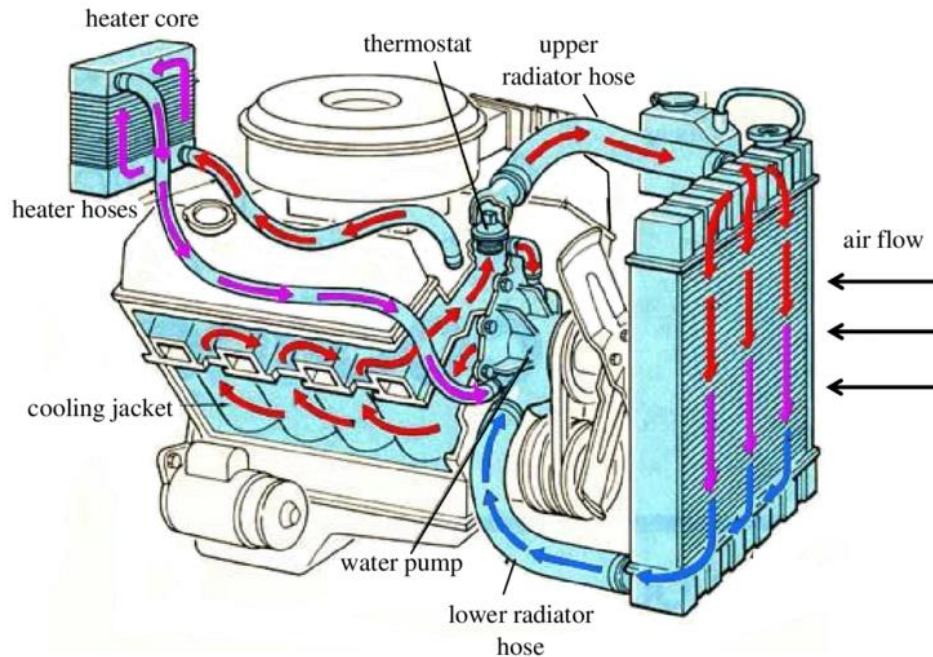


Being one of the main suppliers of tires to Chevrolet until the 1960's they proudly displayed this giant tire shaped ferris wheel which towered over 80 feet above The New York World's Fair grounds during the 1964-1965. Interestingly in 1961 they changed the name to Uniroyal.





The new car activities of 2024 are upon us so it's time to make sure your cooling system is up to the task. In this article we are speaking about cars with liquid cooling systems only; so Corvair owners need not continue reading. For ease of discussion, we will break this down into the major elements. In general, dozens of things can go wrong with engine cooling as a car ages. It can manifest itself by overheating which may be attributed to leakage, corrosion, broken, worn or incorrect components. If excessive overheating occurs, do not drive the car. Getting your vehicle towed for repair is less of an inconvenience than having to replace a cracked cylinder head. Sometimes the cause may be multiple things and complex, requiring a pressure or electrolysis test, meaning more than just a visual inspection. This is a basic overview or refresher for most of us, and probably nothing new to those who are already automotive technology experts.



### Operation

On an internal combustion engine, a considerable amount of the heat is dissipated through the exhaust system, but that which is not must rely on the cooling system and ambient conditions to regulate the temperature of the engine and prevent it from overheating. The system circulates coolant through pipes and passageways in the engine, then on to the radiator (which acts as a heat exchanger) where it loses the heat to the outside environment. The coolant then returns to the engine to repeat the process again.

### Engine

The engine's job is to convert fuel energy into mechanical work via combustion. This results in heat and therefore requires a heat control system to assure the engine temperature is maintained at the desired temperature. This system is composed of components which control the engine temperature from the time the engine is fired up and during operation under all possible operating conditions.

### Thermostat

The first component to play a role in the cooling system is the thermostat. It is designed to stay closed and allow the engine to come up to operating temperature quickly. If your car is overheating, it may be a sign that your thermostat is stuck in the closed position preventing coolant from circulating through the radiator. If your car's thermostat is stuck open it will cause your engine to overcool, be inefficient and cause engine wear. If you suspect the thermostat is bad you can check it by suspending it from a string in a pan of water while heating it and using a thermometer to see if the valve opens at the prescribed temperature. If your car is overheating, removing the thermostat altogether, or replacing it with a cooler rated one is not the proper cure.

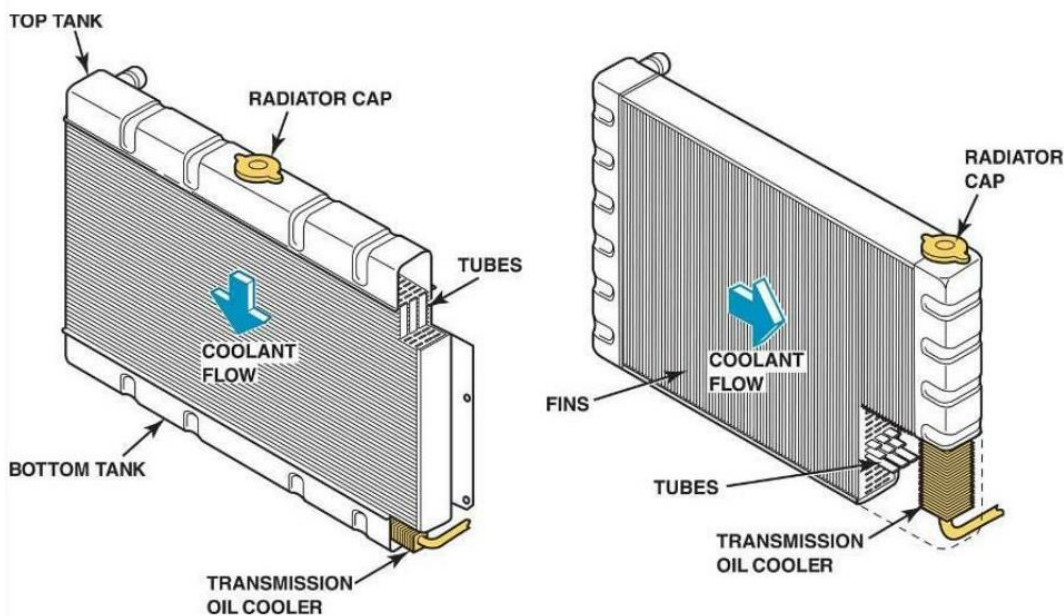


## Water Pump

While removing or replacing hoses, look inside the water pump. If there is extreme corrosion inside, this is a clue that the inside of the radiator core may be the same. Over time, both water and coolant react with steel and aluminum. Both are the necessary evil and blood of the cooling system. Use of an aluminum pump will improve cooling (however the heat sink of the block makes this negligible) and reduce weight. However, cast iron is more rigid and may add greater stability from the sload of belt tension. Iron is also what was originally specified. If you have determined that it is time for replacement, and are so inclined, you can rebuild a water pump, but it requires considerable tools and fixtures. I remember as a kid buying rebuilt water pumps, but I personally would not waste my time doing this now if there is a way it can be avoided.

## Radiators

Check the coolant for proper fill level and discoloration which may indicate combustion gases in your cooling system. Look into the filler neck at the core tubes for indication of corrosion. On old Chevys, radiators are made of metal, unlike newer cars which now use aluminum and plastic. Initially radiators were down flow which utilized gravity to process the coolant. This design locates the cap in the center and high-pressure side of the system. In the 1960's they transitioned to cross flow since the wider and lower profile of cars dictated this design to accommodate the flow area requirement. Crossflows have the cap on one side of the tank on the low-pressure side of the system. Instead of gravity, the water pump forces coolant to move through the core. Then in the 1970's the transition to aluminum occurred. Copper vs. aluminum radiators have pros and cons. Copper radiators are better at conducting away heat and cooling the engine faster than aluminum radiators. They are also easier to repair and more recyclable than aluminum radiators. Copper radiators are heavier, more expensive, and more prone to corrosion than aluminum. Aluminum radiators are stronger, and now more common than copper radiators. They also are more resistant to damage than copper radiators but less efficient at transferring heat.



## Radiator Cap

Prewar Chevys did not have pressurized cooling systems. Cars in the 1950's had a cap rating of around 5-7 psi. In the 1960's they transitioned to around 15 psi. The higher the cap pressure rating is, the higher the boiling point of the system will be allowed. This means it can cause your car to run hotter and at higher pressure before the cap's relief pressure is attained, and consequentially putting more stress on your engine parts, oil, and entire cooling system. You should not use a cap with a pressure rating greater than the radiator pressure rating, as this can cause damage.

## Heater Core

Keep in mind that if you have a heater, this system needs to be included in the maintenance and inspection of the overall cooling system.




## Hoses

Check them visually and by squeezing them. They should be firm but compliant. If they are soft and pillowy with the hoses ballooning over the clamps, or rock hard with the clamps cutting into them they should be replaced right away. This includes radiator, heater, overflow, and the bypass hose.

## Coolant

Older cars had open cooling systems where the radiator cap doesn't completely seal the system. These typically use propylene glycol as it is less dangerous to animals if it expels onto the ground if it boils over. Around WWII the switch to sealed systems occurred which allowed three additional degrees (F) to the maximum coolant temperature for every increase of pressure (psi). These cars typically use ethylene glycol. It is important to know specifically what type of gasket materials and the construction materials of your radiator to specify an antifreeze that will not eat away at these components. While water is an acceptable coolant, it is not the best where in cold climates it can freeze and cause damage to the radiator. A mixture of water and at least 50% antifreeze is the better choice. Coolant color will vary depending on the manufacture. Visual inspection is the simplest way to check the effectiveness of your coolant. The color should never change, but it can when coolant gets contaminated with debris, or it has been in your car so long that the additives in it deplete. When coolant color changes or gets cloudy, it needs to be changed. Use of a hydrometer, multimeter or paper test strips may also be used to figure out the fluid's condition. Fluid should be exchanged every 2 years to avoid corrosion and damage to your engine from the inside out. These fluids needs to be recycled.



Correct: Ethylene Glycol blend commonly known as green



Incorrect: Yikes

## Recovery or surge tanks

Without a relief tank, coolant will be lost to the atmosphere or ground when the cap's pressure rating is exceeded. Adding a relief tank allows the coolant to be stored until the system pressure is lowered after the engine cools, allowing coolant to return to the radiator.

## Belts


Inspect for cracks, glazing, edge wear, and chunking. If they are loose, tighten to the proper tension. Grab hold of the fan blade and rock it back and forth. If there is substantial movement, it may mean the water pump bearing is worn, which should be rebuilt or replaced. Tension belts to manufacturers specifications. Replace periodically as they wear.

## Fin distortion

If there is an area where the fins have been deformed, you should carefully bend them back to the original position to assure maximum cooling potential.



# GM's 50 Millionth Vehicle Lives Again In This Gold '55 Chevy Tribute



When GM finished with this car in late 1954, it ended up on a Detroit area car lot. Then, it somehow made its way to North Carolina where it was purchased by a man who was going to cut it up to make a race car. Long story short, the eventual final owner of the gold car traded a different '55 Chevy for the gold one. That was in 1968, as the story is told. Fast forward to around 2000, and the gold Chevy was burned in an accidental barn fire.



[Read here how this recently completed tribute car pays homage to the actual 50 millionth car.](#)

## Chevy trivia answer

*Models designed to be used by police and other law enforcement agencies are designated by the "9C1" code.*



## What should be in your glove compartment

- Vehicle manual
- Flashlight
- Proof of insurance/registration
- Tire pressure gauge
- Pen & paper
- A multi-tool
- Spare fuses
- Mini first aid kit



# Lighten Up



A Bad Attitude  
Is Like A Flat Tire.  
You Can't Go Anywhere  
Till You Change It.



## Vendors our members recommend

**J&J PRODUCTS CO.**  
CUSTOM METAL FABRICATION MACHINING & WELDING  
SPECIALIZING IN FOOD GRADE STAINLESS STEEL

EARL JEFFRIES  
935 CAPITOLIO WAY  
SAN LUIS OBISPO, CA 93401  
EARL@J-JPRODUCTS.COM

(805) 544-4288  
CELL: (805) 459-7632  
WWW.J-JPRODUCTS.COM

 **Cottage Health**  
Santa Barbara Hospital

**HOME LAND BUILDERS**  
BUILDING THE AMERICAN DREAM  
WWW.HOMELANDBUILDERSUSA.COM

**Teddy Broussard**  
General Contractor  
CA Lic. #902966  
EPA Renovation Cert. # R-1-18317-12-1032

homelandbuildersusa@hotmail.com  
(805) 895-1993  
P.O. Box 8146  
Santa Maria, CA 93456

**Miller's**  
Home Improvements and More...

**Richard Miller**

Bonded/Insured/References  
Santa Barbara County

Cell: 448-6742  
Home: 934-1252

**CALDERON TIRES AND SERVICE**

Custom Wheels, Brakes & Alignments

MasterCard Visa Discover American Express

(805) 925-5757  
333 S. Blosser Rd. • Santa Maria, CA 93454

**FIRST INTERSTATE** #1

CHROME PLATING, BUMPERS & PARTS

(805) 473-7575  
(805) 264-6771 Cell  
email: fibumper@gmail.com

155 Traffic Way • Arroyo Grande, CA 93420  
& Santa Maria, CA 93456

   **GMC**

**gmpartsamerica.com**  
Driven by Van Chevrolet Buick GMC



*Mutton Hollow Chevys*

**DAN'S UPHOLSTERY**

AUTO/ FURNITURE  
Complete Auto / Furniture Upholstery  
Seats/ Carpets/ Headliners/ Etc...  
Specialized in Old Cars.

 (805) 878-2168 

"I can come to your garage anytime"


**SHIFT'N GEARS**  
Garage

**Farias Automotive**  
General Vintage Auto Repair  
Santa Maria

Arroyo Grande  
Import Automotive  
Mercedes, Japanese, Korean  
Smog Check

**FASTRIPE**  
Pinstriping & Custom Paint

**AUSLEY'S**  
Chevrolet



www.chevelle.com

**SUPER MUFFLER**  
Santa Maria




Central Coast Springs  
Santa Maria

**ARROYO GRANDE CHEVROLET**



**G&D MAGAZINE**  
**January & February 2024**  
**Have been published**



The order for our CCR VCCA hats arrived and they turned out great. Thanks Vince!



**Chevy trivia**  
What Chevy truck has a 102.4" wheelbase?  
*Answer on page 25*



Clue: This short WB '36 is 112".


## Bowling Green Assembly Plant Tours Suspended February 5, 2024



Due to manufacturing advancements, tours offered by the National Corvette Museum of GM's Bowling Green Assembly Plant will be suspended beginning Monday, February 5, 2024. The National Corvette Museum will continue regular operations. Reserve your tour now!

## NOS Parts from the Past

Search the inventory of Chevrolet NOS parts



The online inventory listings of 1929 to 2000 Chevrolet New Old Stock car parts and accessories are separated by GM group number.

Looking for a discontinued, obsolete or vintage Chevy part and already have the part number? Search my complete inventory on the [Part Number Search](#) page.

## New Laws in 2024



In California, 1) city and local governments will no longer be able to prohibit cruising. 2) officers will be required to state the reason for pulling you over before asking any questions unless there is imminent danger. 3) being pulled over for expired tags will cease unless expired more than 2 months. 4) low rider vehicles no longer have a height restriction. 5) in Illinois police will no longer be allowed to pull over motorists solely because they have something hanging from the rearview mirror of their windshield. That means fuzzy dice are fair game to hang according to the revised windshield rule. Not yet applicable in California though.



# CCR Member Anniversaries

Years since first joining VCCA



## 4 Years

Steve MacDonald  
Feb 12  
Kate Mihalco  
Feb 1

## 5 Years

Ron Bartow  
Jan 14  
David Richardson  
Mar 17

## 6 Year

Richard Miller  
Mar 14

## 36 Years

Rod McCarthy  
Mar 1

## The First 30 Years of Corvette Steering Wheels

'53-'55  
17" white plastic  
2 spoke  
Chrome horn ring



'69-'75  
15" 3 spoke slotted  
Black leather grain

'56-'62  
17" 3 spoke with holes  
Flat wheel  
Color matches interior



'76 only  
14-3/4" wide, 14" tall  
4 spoke  
Same as Vega

'63 only  
16" 3 spoke slotted  
Color matches interior



'77-'82  
14" diameter  
3 solid spokes  
Color matches interior

'64-'68  
16" 3 spoke slotted  
Faux walnut finish  
'65-'66 teak option



'84-'85  
14.5" diameter  
2 spoke  
Black leather

**Current # of CCR  
Members**

41

**New Members**

John Joyce




**Chevy trivia answer**  
1961 Impala. Only 453  
of these cars were built.  
All featured a 348 c.i.  
V8 engine.



# Classifieds

Signed, numbered & sealed 18" x 24" NOS posters from 30 years ago. Artist David Doherty. \$50 each in original packaging with artist's summary. Proceeds will be donated to the SLO Food Bank. Contact Steve MacDonald 949/290-3699; [macdonaldsteve55@gmail.com](mailto:macdonaldsteve55@gmail.com)



## AUTO 91 SHOW

**"Welcome"**

The Fallbrook Vintage Car Chapter of AACA would like to welcome everyone attending our 1991 Vintage Car Show. This year is our 26th anniversary show in conjunction with the 105th year anniversary of the automobile. To commemorate these two events, we are offering a poster which will be the seventh of a limited edition series depicting the history of Fallbrook and vintage cars created and painted by local artist, Ken Eberts.

The proceeds from the car show poster sales will go back into the Fallbrook area in the form of scholarship funds and car-related donations such as the high school auto shop, drivers education, teaching aids, library, etc.

The Fallbrook Vintage Car Chapter is also happy to help fund proceeds from our show into the San Diego Automotive Museum and their new reference library.

We thank all the sponsors, show participants and those attending, for the success of this year's show. Hope you enjoy the show!

Dave Doherty  
Show Chairman

**1991 BOARD**

President: Jim Rose	Staff
Vice President: Max Wicker	Car Show: Dave Doherty
Secretary: Cilena Garrett	Membership: Ruby Taylor
Treasurer: Fawcett Mayfield	Sponsorship: Edna Hanson
Board Members: Hal McCoy	Telephone: Link Grindle
Red Hanson	Car Show Posters: Hal McCoy
Dave Doherty	(619) 723-8488
Pat Garrett	
Link Grindle	

Thank you, Fallbrook High School Maintenance Crews, Letter Advertising and Booth Designers

**26th Anniversary Fallbrook Vintage Car Show Poster**

*"Historic Gull-Wing & Champion Bi-Plane" by Ken Eberts*

This year's poster artwork by Ken Eberts features one of the most sought after European sports cars of the 1950's, the German-built Mercedes 300SL coupes, with its stylish gull-wing doors, parked at the Fallbrook Air Park.


The 300 SL Gull-Wing Mercedes was one of the most distinguished sports cars of the 1950's and gave Mercedes their major success in recognition of high performance, high priced, sports cars.

The bi-plane is a "one-of-a-kind" 1959 Monroney race airplane modified and raced by Tom Aberle of Fallbrook. The bi-plane was raced in the first (1964) Reno Air Race and won 3 times National in the 60's and 2 times National in the late 80's. The Aberles have managed the Fallbrook Air Park for 23 years.

Ken Eberts, one of America's foremost automotive fine artists, is well known for his many automotive posters including the Pebble Beach Concours d'Elegance, the Meadow Brook Hall Concours d'Elegance, and the Classic Car Club of America posters. Close to 1,000 of his original paintings are in public and private collections worldwide, and many thousands of his posters and prints can be seen displayed in homes and businesses.

He is the founder and current President of the prestigious Automotive Fine Arts Society who hold their annual art exhibition at the Pebble Beach Concours d'Elegance, and publish the magazine AFAS Quarterly.

This is the seventh poster that Mr. Eberts has created for the Fallbrook Vintage Car Show, starting with the 20th Anniversary poster in 1985 and continuing through this year's 26th Anniversary poster. These posters have become quite collectible, with each year's supply selling rapidly, and have become sought-after collector's items.



### FALLBROOK VINTAGE CAR SHOW 30TH ANNIVERSARY

Poster Artwork by Ken Eberts.

A quote by William Innes, *Automobile Magazine*, aptly describes Ken Eberts' paintings:

"Ken's realism, highly detailed technique creates scenes of America's past that, once seen, somehow become a part of one's own past. His work, with such titles as 'Car Show on the Corner of Oak Street', has a display quality that may make you re-examine the cars you see, and the details of his settings are painstakingly accurate. In the museum were actually happened... did they?"

Over the last 27 years more than 1,000 original paintings by Ken Eberts have become part of public and private art collections worldwide.

An historian as well as an artist, his paintings portray the history of America's transportation and automobiles.

Known for his detailed realism, his watercolor and gouache paintings make you feel as if you could walk into the past.

In addition to having over 30 one-artist shows, Ken has won many prestigious awards. His paintings have been on *Newsweek's* "Five Christmas cards for the past 20 years, used in stores for the American Automobile magazine, and in posters for the New York Auto Show, Chicago's, the Pebble Beach Concours d'Elegance, and many, many others.

—Special Thanks—

We want to thank the poster sponsors: Mission Motors, Fallbrook National Bank, and Henry's Auto Parts, and the local merchants who display the posters for this event. Their participation helps to advertise THE FALLBROOK VINTAGE CAR SHOW and provides proceeds to benefit this community event.

Hal McCoy

**CERTIFICATE OF AUTHENTICITY**

This is to certify that the attached signed and numbered limited edition poster titled "The Fallbrook Vintage Car Show" is one of a series of 1,102 posters in a commemorative poster for the 30th FALLBROOK VINTAGE CAR SHOW, 1991.

Produced by  
**McCoy**  
1001 E. 12th Street  
San Marcos, CA 92078  
Tel: 760-329-2222

This is Poster Number **1102** in the series. P.O. BOX 1222 • FALLBROOK, CA 92028

## FALLBROOK VINTAGE CAR SHOW

### 30TH ANNIVERSARY • MAY 28, 1995

1001 E. 12th Street • San Marcos, CA 92078 • Tel: 760-329-2222

## FALLBROOK VINTAGE CAR SHOW

### 31st ANNIVERSARY

MAY 26, 1996

1001 E. 12th Street • San Marcos, CA 92078 • Tel: 760-329-2222

### FALLBROOK VINTAGE CAR SHOW 31ST ANNIVERSARY

Poster Artwork by Ken Eberts...

A quote by William Innes, *Automobile Magazine*, aptly describes Ken Eberts' paintings:

"Ken's realism, highly detailed technique creates scenes of America's past that, once seen, somehow become a part of one's own past. His work, with such titles as 'Car Show on the Corner of Oak Street', has a display quality that may make you re-examine the cars you see, and the details of his settings are painstakingly accurate. In the museum were actually happened... did they?"

Over the last 27 years more than 1,000 original paintings by Ken Eberts have become part of public and private art collections worldwide.

An historian as well as an artist, his paintings portray the history of America's transportation and automobiles.

Known for his detailed realism, his watercolor and gouache paintings make you feel as if you could walk into the past.

In addition to having over 30 one-artist shows, Ken has won many prestigious awards. His paintings have been on *Newsweek's* "Five Christmas cards for the past 20 years, used in stores for the American Automobile magazine, and in posters for the New York Auto Show, Chicago's, the Pebble Beach Concours d'Elegance, and many, many others.

—Special Thanks—

We want to thank the poster sponsors: Mission Motors, Fallbrook National Bank, Astorholm, and Henry's Auto Parts, and the local merchants who display the posters for this event. Their participation helps to advertise THE FALLBROOK VINTAGE CAR SHOW and provides proceeds to benefit the historic fire engine, Fallbrook High School, and to other local charity organizations.

Hal McCoy

**CERTIFICATE OF AUTHENTICITY**

This is to certify that the attached signed and numbered limited edition poster titled "Vintage Fallbrook" is one of a series of 1,102 posters in a commemorative poster for the 31st FALLBROOK VINTAGE CAR SHOW, 1996.

Produced by  
**McCoy**  
1001 E. 12th Street  
San Marcos, CA 92078  
Tel: 760-329-2222

This is poster number **1102** in the series. P.O. BOX 1222 • FALLBROOK, CA 92028



# Classifieds

Gen 1 '56-'62 Red Corvette steering wheel, \$250

Contact Sal Orlando 408/892-1919; [orlando1760@gmail.com](mailto:orlando1760@gmail.com)



'68-'72 Camaro-Nova Rally wheels and early '60's Truck rat rod ready dog dish wheel covers.  
Contact Mark Rosenthal 805/440-9557.





# Classifieds

Signed, numbered & sealed 18" x 24" NOS poster from 30 years ago. 1957 Chevy is 20" x 24". Artist Ken Eberts. \$50 each In original packaging with artist's summary. Proceeds will be donated to the SLO Food Bank. Contact Steve MacDonald 949/290-3699; [macdonaldsteve55@gmail.com](mailto:macdonaldsteve55@gmail.com)



## AUTO 92 SHOW

**"Welcome"**

The Fallbrook Vintage Car Chapter of the AACA would like to welcome everyone attending our 1992 Vintage Car Show. This year is our 27th anniversary show in conjunction with the 106th year anniversary of the automobile. To commemorate these two events, we are offering a poster which will be the first of a limited edition series depicting the Vintage Car Show by local artist, David Doherty.

The proceeds from the car show poster sales will go back into the Fallbrook area in the form of car related donations such as the High School auto shop, drivers education, teaching aids and the San Diego Automotive Museum.

The Fallbrook Vintage Car Chapter was also happy to erect a "Welcome to Fallbrook" sign on East Mission from proceeds of the 1991 Car Show.

We thank all the sponsors, show participants, and those attending for the success of this year's show. Hope you enjoy the show!

**Jim Rose**  
Show Chairman

**1992 BOARD**


<b>PRESIDENT:</b> David Doherty	<b>Staff:</b>
<b>VICE PRESIDENT:</b> Virgil Cochran	Car Show: Jim Rose
<b>SECRETARY:</b> Gloria Gurnett	Membership: Claiborne Douglas
<b>TREASURER:</b> Bud Hanson	Sponsors: Val Schneider
<b>BOARD MEMBERS:</b> Jim Rose	Telescope: Erik & Betty Grubbs
Hat McCoy, Link Grubbs	Car Show Posters: Hat McCoy
Fawcett MacFie, Pat Gurnett	619-723-8488
Claiborne Douglas	

**"Night Before The Show"**

This year's poster artwork by David Doherty features the Ford Model "A" restored and owned by Dan Lutz and a 1964 Mustang convertible restored and owned by Fawcett MacFie, both members of the T.V.C.C.

The Fallbrook Vintage Car Club started as a Model A Club in the late 50's and today includes all cars under the AACA chapter organization.

David Doherty studied fine arts at El Camino College and individually with Jack McLain, Robert Powers and Harriet Pick. He has specialized in railroad and automotive subjects and designed the Fallbrook Car Show "T" shirts the last two years. His paintings became the basis for a series of posters of the Wavercrest Woodee Meets since 1989. He has been a contributor to national publications and automotive events since then. David and his wife, Diane, currently own a 1947 Ford Deluxe Station Wagon. They are members of the Fallbrook Chapter of the Antique Automobile Club of America and they are both members of the National Woodee Club.



## AUTO 94 SHOW

**"The Day of the Show"**

This year's poster artwork depicts show participants on the high school field. Slightly overcast, and with the dew still on the grass, the vintage cars and trucks are lining up for "poor" judging.

The swap meet is visible behind the lines of cars as an admiring crowd begins to gather. Local artist Dave Doherty has used a wide variety of vintage cars on the field, including Verne and Jean Maloug's 1929 Imperial, Harrell and Mary Hopkins 1936 Buick, Herb and Ruby Taylor's 1961 Jaguar XK150, George and Carole Wind's 1940 Chevrolet Panel Truck, Arden and Edna Hansen's 1942 Packard Convertible, Howard and Jean Burhop's 1931 Ford Model "A" Victoria, and Jim and Diane Manes' Model "A" Ford.

Dave's artwork has been featured for the last few years, and we're grateful to have his participation in our continuing poster series.

**"Welcome"**

The Fallbrook Vintage Car Chapter of the AACA would like to welcome everyone attending our 1994 Vintage Car Show. This year is our 29th Anniversary, in conjunction with the 108th year anniversary of the automobile. To commemorate these two events, we are offering a poster which is the third of a limited series depicting the Vintage Car Show by local artist, David Doherty.

The proceeds from the car show poster sales will go back into the Fallbrook area in the form of donations to programs such as the high school auto shop, driver's education, teaching aids, and the San Diego Automotive Museum.

The Fallbrook Vintage Car Chapter was also happy to erect a "Welcome to Fallbrook" sign on East Mission from proceeds of the 1991 Car Show.

We thank all of the sponsors, show participants, and those attending for the success of this year's show. Hope you enjoy the show!

**Fallbrook Vintage Cars**

**1994 BOARD**

<b>PRESIDENT:</b> Jack Spletzer	<b>Staff:</b>
<b>VICE PRESIDENT:</b> Virgil Cochran	Posters: Richard Knap
<b>TREASURER:</b> Mary Hopkins	Sponsors: Barbara Rose
<b>SECRETARY:</b> Rudy Knap	Car & Telemex: Val Schneider
<b>BOARD MEMBERS:</b> Jim Rose,	Car Show Posters: David Doherty
Jack Black, Mitchell Black,	619-723-1635
Howard Burhop	

GM small block valve covers set in original box, \$200 Contact Sal Orlando 408/892-1919; [orlando1760@gmail.com](mailto:orlando1760@gmail.com)





# Classifieds

Assorted wheel covers; 3/4 Ton Early '70's, 1/2 Ton '62-'63, '64-'65, '67-'73, '69-'72, & Tri-Five car. C10 3rd generation original fender set; straight & rust free. Contact Mark Rosenthal 805/440-9557.



## Points of Interest



### [Mariposa Museum and History Center](#)

Discover the California Gold Rush, Yosemite Valley, Native American, and early Mariposa County History!

Over 100 Exhibits

"The Best Little Museum West of the Mississippi" –  
Smithsonian Institute

Open 7 days of the week – 9:00 AM – 4:00 PM





**FAMOSO DRAGSTRIP**  
 BAKERSFIELD • CA

Good VIBRATIONS MOTORSPORTS  
**March Meet**  
 Leap Day & March 1,2,3 2024

[Info.](#)

HOT RODS | CUSTOMS | MUSCLE CARS | STREET MACHINES | CLASSICS | TRUCKS

*"The Grand Daddy of Them All!"*  
**GRAND NATIONAL ROADSTER SHOW**

FEB 2-4, 2024 Fairplex • Pomona, CA

[Info.](#)

**CAR SHOW**  
 TRI-FIVE CELEBRATION  
 SATURDAY MARCH 30, 2024  
 HOSTED BY CALIFORNIA NOMADS  
**CAR SHOW REGISTRATION \$35.00**  
**APPLY ONLINE**

Includes Museum Access,  
 Premier Parking, Goody Bag,  
 Food Ticket & Opportunity Drawing Ticket

Enjoy the day at Southern California's newest  
 Automotive Museum  
 Event Hours 9am to 2pm

- Guest Speakers
- Delicious Food
- Live Entertainment
- Lions Skills Challenge for the Kids
- Opportunity Drawing

[www.LionsAutomobilia.org](http://www.LionsAutomobilia.org)  
 2790 E Del Amo Blvd, Rancho Dominguez  
 Entrance on Santa Fe Ave

[Info.](#)

11th Annual Fundraiser  
**SAINT PATRICK'S CAR SHOW 2024**  
 ST LOUIS DE MONTFORT COUNCIL 11137

**Saturday March 9, 2024 • 10:00-3:00**

Live Music By **Wine & Fish**  
*"at 50¢ a plate, it's well loved!"*

**More than \$40,000 raised to date**

2022 Best of Show  
 Aida Glynn

COME SEE THE DELOREAN TIME MACHINE FROM "BACK TO THE FUTURE"

Cars, Trucks, Motorcycles  
 All Years, Makes & Models  
 Public Safety Displays  
 Vendor Faire & Local Food Trucks  
 Awards, 50/50 Opportunity Drawing  
 Benefits Knights of Columbus Council 11137 Scholarship Fund and Youth Programs

**Vehicles, Sponsors & Vendors Wanted!**

Special Thanks to Our Sponsors:  
 James Jepsen (805) 878-1739 • james@jamesjepsen.com  
 David Allen (805) 868-5751 • allensap@gmail.com  
[www.koffcarshow.com](http://www.koffcarshow.com)  
 St. Louis de Montfort Church  
 1190 East Clark Ave, Santa Maria (Orcutt) CA

Printed by Local Copies Etc. • 805-928-5776 • www.localcopies.com

[Info.](#)

**WEST COAST KUSTOMS**  
 Memorial Day Weekend!

**Save the Date!**  
 For the 43rd Annual  
**CRUISIN' NATIONALS**  
**MAY 24-26 2024**  
 Pre-'66 Kustoms and Hot Rods

Santa Maria, California  
[www.westcoastkustoms.com](http://www.westcoastkustoms.com)

[Info.](#)

**The Classic**  
 At **PISMO BEACH, CA**  
**MAY 31ST- JUNE 2ND, 2024**

[Info.](#)



# MAY 2024


**May 1-4, 2024 / Sacramento, CA  
All Cal Meet**

hosted by the Sacramento Valley Region. The four-day event will include sanctioned tours to Galt historical sites, the Sacramento River Delta, and the city of Sacramento. It will end on Saturday with a dinner banquet at the Brewsters Restaurant located in Galt, CA. Most attendees will be driving home on Sunday, but feel free to hang

around and attend the 73<sup>rd</sup> Sacramento Autorama held at the Cal Expo. There will be more information as it becomes available, but you can start making your hotel reservations at La Quintana Inn or the Days Inn, which are adjacent to each other and share a phone number. Limited rooms are available at the La Quintana Inn for \$150/night and at the Days Inn for \$115/night. Call 209-251-7788 to make reservations at either hotel. For more info, contact Mario Briseno at 916-698-1175 or Brisenom@att.net.



[Info.](#)



[Register here.](#)



*Enter to win a '57 Sedan at the Tri Five Nationals.  
Must be present Aug 10, 2024 @ 6:00 PM to accept.*





## CLASSIC MOTORSPORTS MAGAZINE MONTEREY KICKOFF



Aug 13, 2024 at 2:00 PM to 6:00 PM  
Downtown Pacific Grove  
525 Lighthouse Ave.  
Pacific Grove, CA 93950

Coming to Monterey for auction week? Kick it off in style along with the staff of Classic Motorsports. Our gathering will feature over 60 classic sports cars and vintage vehicles on beautiful Lighthouse Ave in Pacific Grove, California. Bring your cool classic or exotic car and enjoy the evening with good people and award-winning restaurants. Everyone's invited!

[Info and registration.](#)

[Info and registration.](#)



### Chevy trivia answer

The first-generation Chevy LUV 2-wheel drive short bed or the 4-wheel drive models. This rebadged Isuzu Faster pickup was first sold in the US during 1972 and manufactured in Japan.



## Automotive Classic

at Trilogy Monarch Dunes



*A one-of-a-kind event for the entire family – held annually at Trilogy® at Monarch Dunes resort on California's beautiful Central Coast in Nipomo.*

*\$20 million worth of vintage autos will be on display.*

*Live music, local food selections, wine and beer tasting and a host of retail, arts, and crafts vendors will be available for all to enjoy.*

*The Kick-off Dinner Dance will be on Saturday, September 21, 2024*

*Be sure to Save The Date as this is always a standout event of the show.*

*We're still working on selecting the perfect venue.*

*Ticket Sale Information will be coming soon.*





# THE NINTH Tri-Five Nationals™ PRESENTED BY CFP

**AUGUST 8, 9, 10, 2024**  
**BEECH BEND PARK**  
**BOWLING GREEN, KENTUCKY**



## Pre-Registration is now open

Click [here](#) to register today!



## Holley Drag Racing

Click for information about Tri-Five Drag  
Racing at Beech Bend Park



## Show Information

Click for hotels, schedule, golf carts, track  
info & more



## Vendors & Swap

Click for Commercial Vendors, Swap Meet  
& Sponsorship info



## Media

Click for media coverage of the Danchuk  
Tri-Five Nationals



## Awards

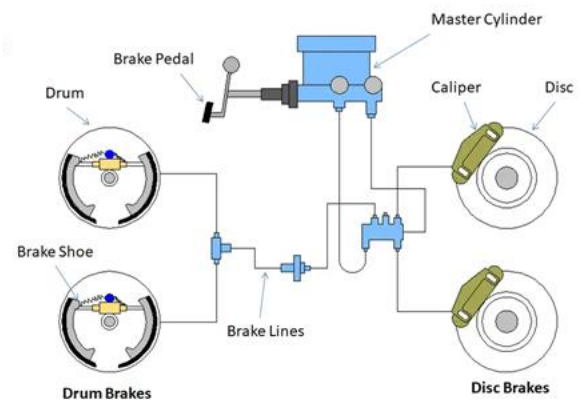

Check out information on our awards  
program and the Lokar Top 25, the Tri-Five  
of the Year & other awards from years  
past



I write this because after driving for more than 50 years, I had the misfortune recently of finding myself behind the wheel of my old Chevy and experiencing hydraulic brake failure due to a sudden loss of fluid in the front master cylinder reservoir. Luckily, I was able to nurse it to a stop and home without mishap using the rear brakes only.

### How emergency brakes work

The emergency brake, or parking brake as it's sometimes called, works independently from the brakes that you tap to stop your car. It's that way on purpose so you have access to an alternative means of braking should your primary brakes fail. Your primary brakes work through a hydraulic system and are meant to slow your car to a stop. The emergency brake, on the other hand, is designed to hold your car in place. However, if your primary brakes fail, you can use the emergency brake to slow down and stop your car. As in my case, on a car with dual or tandem reservoir master cylinders, if one side of your hydraulic system fails, you'll likely still have the other side to stop safely. On single reservoir master cylinders (which have only one supply port), if there is a failure, your last course of action is to use your emergency brake to stop the car. For this reason, you should make sure it is up to its full potential. Since 1967, dual reservoir master cylinders have been supplied by all cars made by Chevy, and since 1976 compulsory by [Federal Motor Vehicle Safety Standard 105](#), on vehicles with hydraulic brake systems.



Dual Acting Master Cylinder

### When to use emergency brakes

Your emergency brake should be used every time you park. It doesn't matter if you're on a hill or a flat parking lot, whether you drive an automatic or manual transmission, or whether the weather is pleasant or inclement. Of course, you should also use your emergency brake in an emergency. If you can't stop your car, slowly pull on the emergency brake handle or press the pedal down to come to a complete stop. Also, by frequently using it, you'll be more aware of the E-brakes' capability prior to discovering it in a panic situation.

### How to use emergency brakes

Many drivers put their cars in park before setting the emergency brake. That's backwards. The correct way is to stop your car with your primary brakes, set the emergency brake and then place your car in park before turning off your engine. If you put the car in park and then release the brake pedal, the transmission holds the car in place. That increases the wear and tear on it. Engaging the emergency brake first is easier on the transmission. When you're ready to leave, start your engine, press your primary brake, release the emergency brake and shift into drive. Failing to release it, and driving with your emergency brake on can damage your car.

### Why emergency brakes are important

Using the emergency brake every time you park gives your car added stability. For example, if your car is hit while it's parked, the emergency brake decreases the chances of it rolling. Engaging the emergency brake also keeps the cables and levers in good working order. Emergency brakes that aren't used can rust, which makes them less likely to work properly in an emergency. You should check your emergency brake regularly to assure it has the capacity to stop your car as a stand-alone system, as your safety and others may depend on it.



[McCulloch Auto Detailing Handheld Steam Cleaner](#)



The Auto Detailing Handheld Steam Cleaner features a high-powered steam nozzle and an assortment of brushes to clean engines, tires, rims and interiors. Simply add 6 oz. of water for 10 minutes of continuous steam to blast away dirt, grease and other stains. Features a 15' cord and a 34" extension hose for extra-long reach. [Video](#)

[Car Emergency Tool with Digital Tire Gauge](#)



The Car Emergency Tool With Digital Tire Gauge by Sharper Image is essential gear for every driver. Sized to fit in a glovebox or console, it features a white LED flashlight, red LED work light and window breaker, plus 6 foldaway tools (pliers, tread ruler, two screwdrivers, scissors and seatbelt cutter). A built-in digital tire gauge measures pressure from 5 PSI to 150 PSI. For routine maintenance and emergency use. Includes travel pouch.

[GripLockTies, Releasable, Re-Usable, Zip Ties, Industrial Grade, Extra Grip, Rubber Lined](#)




Instead of needing thousands of cheap zip ties to get the job done, our Grip Lock Ties complete even the hardest tasks with ease. Unlike most zip ties, these ties save you time and money because they are slim, efficient, reusable, easy to mount, and have a long life span. Just lift the attached clip and you can readjust or remove the Grip Lock Tie.

[Adjustable Height Solid Wood Top Workbench](#)



Sturdy rolling workbench. Husky 24" wide x lengths from 46" – 72". Hand crank adjusts height 26" - 42". Comes with attachable casters. Hardwood work surface 1.2" thick. 300 lb. load capacity. Priced from \$227.



[ICON 10 in. Long-Reach Pistol-Grip Pliers](#)



These ICON® Long-Reach Pistol-Grip Pliers have a flat nose multidirectional design for a stronger grip. The specialized jaws and angled handle make these pliers ideal for twisting, pulling, and gripping in tight spaces. Like all ICON® hand tools, these long-reach pliers are backed by a hassle-free, manufacturer's lifetime warranty.



[Spring Hose Clamp Pliers](#)



The locking device enables simple and secure work on clamps under tension without effort. One-hand release. Can be used for standard, space-saving, spring wire hose clamps and for spring band clamps up to 70 mm nominal size.





# Current Car Culture Collectibles



## [All Chevy Performance Magazine January 2024](#)

High-quality print monthly magazine dedicated to Classic Chevy Performance cars. This issue features include John Spanos' '67 Chevelle, Rick & Val Van Unen's '57 Chevy Bel Air, Tom Kusmiesz & Tim Schell's '69 COPO 9561 Camaros, Dave & Stephani Giles' '65 Chevelle 300, Nick Trial's '79 Camaro Berlinetta & Installing a New Gas Tank in a Crusty Nova.



## [Honda Moto Compacto](#)

Have you had enough of walking miles around large car shows or swap meets. Instead, pull this foldable suitcase scooter out of your trunk and you're good to go for 12 miles @ 15 mph on a 3.5 hours charge with a 110v outlet. For people up to 265 pounds. It weight 41.3 pounds. Its dimensions are 3.7in W x 21.1in H x 29.2in L when folded. Features bright LED headlight and taillight, digital speedometer, onboard storage, and charge gauge. Available now and lists for \$995.



## [4th of July Parade Flags](#)

This double-sided 11x14" car flag is perfect for displaying your national pride wherever you go. It's mounted on a 20" staff that quickly and easily attaches to the top of your car's window. Get two for a balanced look!  
Made in the USA!!



## [Chevy Retro Car Poster Phone Case For Apple iPhone & Samsung Galaxy](#)

2 different styles available for most iPhone and Samsung products. Specify phone model, cover style and choice of rubber or plastic case.



# BACK IN THE DAY



*Robin Coles & Steve's '61 50 Years Ago*

## Events Calendar 2024

Feb 3, 10:00 AM	Monthly Meeting	AG Chevrolet Dealership
Feb 14, 8:00 AM	VCCA Breakfast	CJ's Café, Arroyo Grande
Feb 23, 12:00 PM	VCCA Lunch	Rancho Viejo Restaurant, Nipomo
Mar 2, 10:00 AM	Monthly Meeting	AG Chevrolet Dealership
Mar 9	Saint Patrick's Day Car Show	Orcutt
Mar 14, 8:00 AM	VCCA Breakfast	CJ's Café, Arroyo Grande
Mar 22, 12:00 PM	VCCA Lunch	Rancho Viejo Restaurant, Nipomo
Apr 1-4	All Cal Meet	Sacramento
Apr 27, 7:00 PM	Mendenhall Museum	Buellton
May 11	Warbirds Wings & Wheels 15	Paso Robles
May 24, 25 & 26	43rd Annual West Coast Kustoms Crusin' Nationals	Santa Maria
May 31 – Jun 2	The Classic at Pismo Beach	Pismo Beach
Jun 21-23	VairFest Corvair Car Show	Arroyo Grande
Aug 13	Monterey Kickoff	Pacific Grove, Ca
Aug 17	33rd Annual At The Lake Car Show	Atascadero
Sep 1	16th Annual Pinedorado Car Show	Cambria
Sep 21-22	Automotive Classic at Trilogy Monarch Dunes	Nipomo

## Planning Stages

Nethercutt Car Museum, Sylmar  
 Tom Meleo's Collection, Lindsay  
 Ojai, Mullin, Murphy  
 Lions Dragway Museum & Petersen Museum overnight  
 The Buckhorn Restaurant lunch, New Cuyama  
 Center of Effort, Corbett Canyon  
 Gopher Glen Apple Farm, Sea Canyon Rd, SLO (October)

[For complete  
calendar details  
and links,  
click here.](#)

Steve Cochran	Director	Anthony Palazzo	Secretary	Richard Miller	Holiday Director
Teddy Broussard	Assistant Director	Sal Orlando	Photographer	Vince Petrie	Membership Chair
Eileen Cochran	Treasurer	Jim Karras	Webmaster	Steve MacDonald	Newsletter Editor